



SCOTIABANK CHARITY CHALLENGE AS PART OF THE BANQUE SCOTIA 21K DE MONTREAL

PARTICIPANT REGISTRATION TO THE
RACE AND FUNDRAISING



You're richer than you think.®





Registering to the race and fundraising

- [Click here](#) to access the registration form.
- Click on **REGISTER**
- If you have previously participated in an event on Race Roster (eg SCC in 2018), you must provide your email and password. If not, you must create an account.

Note : This account allows you to keep a history of the events you have registered to from this platform. Once registered, you will be able to refer to it to print a copy of your registration confirmation (including the transaction information).

D. Register

[Event Details](#) > [Register](#) > [Waiver](#) > [Scotiabank Employee Verification](#) > [Scotiabank Charity Challenge](#) > [Checkout](#)

- Choose the distance and fill all required fields (*)
- If the charity gave you a PIN code starting with 19***, **DO NOT** enter it under **Enter Promo Code**. You must enter it later in the **Scotiabank Charity Challenge** section.

- As part of the SCC, it is recommended that **ONLY ONE** participant be entered per form since the system will create a fundraising page for the first participant only. So, do not click on **ADD ANOTHER PARTICIPANT**
- Click on **CONTINUE TO WAIVER**

E. Waiver

[Event Details](#) > [Register](#) > [Waiver](#) > [Scotiabank Employee Verification](#) > [Scotiabank Charity Challenge](#) > [Checkout](#)

- Read and accept the waiver and click on **Continue**

F. Scotiabank Employee Verification

[Event Details](#) > [Register](#) > [Waiver](#) > [Scotiabank Employee Verification](#) > [Scotiabank Charity Challenge](#) > [Checkout](#)

- This section applies only to Scotiabank employees. So, if you are not a Scotiabank employee, click **No**





G. Scotiabank Charity Challenge

Event Details > Register > Waiver > Scotiabank Employee Verification > **Scotiabank Charity Challenge** > Checkout

Scotiabank Charity Challenge

Do you want to participate in the Scotiabank Charity Challenge as a fundraiser or make a donation?

YES

Click on **YES** to participate in the Scotiabank Charity Challenge

Choose a Charity

Please select the charity you would like to support:

Choose the charity for which you want to fundraise

Charity Pin Code (if applicable)

Your Charity Pin Code

Enter the PIN code provided by the charity (18***)

If you want more information on the PIN code or if your code doesn't work, please contact the selected charity before completing this form. This code gives you access to discount rates, but it is not mandatory.

I would like to create a fundraising account or make a donation

Create Scotiabank Charity Challenge Fundraising Account (v)

Select **Create SCC account** (your personal fundraising page will be created automatically)

Create Scotiabank Charity Challenge Fundraising Account (via Artez)

Preferred Artez Username

Choose a username to sign in to your fundraising page. Check if it is available. **Write it down!** It is **not** possible to change it afterwards.

Artez Password

Choose a password to log in to your fundraising page. **Write it down!**

Fundraising Goal (optional)

\$

This is not final, you can modify it later

Donate (optional)

Please enter the donation amount

This donation will be processed separately by Artez.

\$

This donation will appear on your personal fundraising page and it will help you to reach your goal.

Encourage your donors by making a donation on your own fundraising page. This amount will be processed independently on your credit card





H. Checkout

Event Details > Register > Waiver > Scotiabank Employee Verification > Scotiabank Charity Challenge > **Checkout**

a) Check the invoice information and the amount payable. Enter your banking details. If you have used the PIN code provided by the charity, here is the final amount you will have to pay*:

- 21k : \$ 65
- 10k : \$ 45
- 5k : \$ 35
- 5k with stroller : \$ 45
- Kids Race : \$ 25

*plus tax (5%) and transaction fees

Note : **No refund will be authorized.** If the amount shown is higher than the rates above, an error has occurred in your form. Please try again or contact your charity before proceeding.

Order Details	
Banque Scotia 21K de Montreal 2018 Parc Jean-Drapeau, Montréal, QC, Canada	
Participant #1	
Name	Olivier Test
Event	21K
REGISTRATION & ADD-ONS	
Registration Fee	\$65.00
+ Souvenir shirt - m-homme	\$0.00
Registration & Add-On Sub-total	\$65.00
DISCOUNTS & PROMO CODES	
Promo Code - 18SCCTEST	-\$65.00
Discount & Promo Code Subtotal	-\$65.00
PARTICIPANT TOTAL	\$0.00
Order Summary	
Registration Total	\$0.00
GST	\$0.00
Processing Fee	\$0.00
Total Due (CAD)	\$0.00

b) If everything checks out, click on **SUBMIT ORDER** (irreversible action).

I. Confirmation page



Thank You!

Confirmation Number: [REDACTED]

This page confirms that you are registered for the race. You will also receive a confirmation e-mail

You have successfully registered for Banque Scotia 21K de Montreal 2018. Details regarding your registration, and updates on the event will be sent to your email address on file (olivier@senik.ca). If you have any questions concerning the event, please contact Circuit du Canada / Canada Running Series at support@raceroster.com

Horaires du week-end

Samedi

7h30-8h30 - 10k Cueillette des trousses du coureur et dépôt des bagages
 9h00 - Départ de la Banque Scotia 10k de Montréal!
 9h30-10h45 - 5k Cueillette des trousses du coureur et dépôt des bagages
 9h30-10h30 - 10k Cueillette des bagages
 10h30 - 10k Cérémonie de remise des prix
 11h00 - Départ de la Banque Scotia 5k de Montréal!
 11h15-12h30 - 5k Cueillette des bagages
 12h15 - 5k Cérémonie de remise des prix
 12h45 - Départ de la Banque Scotia 1k course des enfants!

Dimanche


7h30-8h30 - 21k Cueillette des trousses du coureur et dépôt des bagages
 9h00 - Départ de la Banque Scotia 21k de Montréal!
 10h15-12h00 - 21k Cueillette des bagages
 11h15 - 21k Cérémonie de remise des prix

This box indicates that you are registered for the fundraising. If the box is missing, your personal fundraising page has not been created. Contact your charity to find out what to do





Scotiabank Charity Challenge
 Please click the charity button below to sign in to your personal online fundraising account, customize your page and start fundraising.



Click here to go directly to your personal fundraising page

Personalize your fundraising page

You are now in your fundraising account (on the Artez system). It is here that you will be able to personalize the public content and configure your page.


From this account, you will be able to :

- Change your fundraising goal
- Add images/photos and captions
- Change your account display language
- Link this account to your Facebook account and share via social networks
- Download the Scotiabank Charity Challenge app on Google Play and Apple Store.
- Share the internet link of your fundraising page with your network
- Create a new fundraising team by becoming a team captain or join an existing team
- Write a thank you email to your supporters or a solicitation email to your future donors
- Manage cheque and cash donations received with the option of making an on-line payment with your own credit card.



How to Access Your Fundraising Page

Option 1

- Access the Scotiabank Charity Challenge website
- Under the organization of your choice, click on **Fundraising**
- Click on 
- Enter the username and password you chose when you registered (step G above)

Option 2


- Find the Confirmation Email for the Scotiabank Charity Challenge
- Click on the first link





Advertisement for the Scotiabank Charity Challenge. On the left is a photo of a young boy with glasses giving a thumbs up. Next to it is a circular logo for 'Banque Scotia 21K de MONTREAL'. The main text reads: 'Every step helps young people and our community'. Below that, it says 'Register now and sign up for the Scotiabank Charity Challenge. April 27-28, 2019'. On the right, the Scotiabank slogan 'You're richer than you think!' is displayed above the Scotiabank logo.

C. Click on



D. Entrer the username and password you chose when you registered (step G above)





Confirmation Emails

Here are the emails you should receive once you have completed your registration.

Race Roster confirmation email (for your registration to the race)



Scotiabank Charity Challenge confirmation email (for your Artez fundraising page)



Questions, comments, or technical issues?

If you have any comments, questions or technical issues, we invite you to contact your charity directly. You can find the contact information for your charity by clicking on its logo on the [Scotiabank Charity Challenge](#) website.

Good workout and good fundraising!

